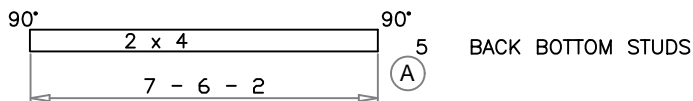
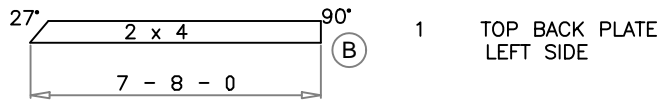


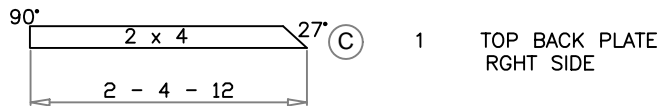
TOTAL 2"x 4"



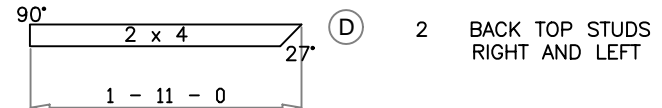
5 BACK BOTTOM STUDS (A)



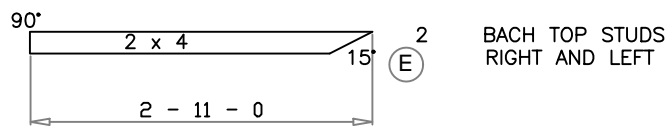
1 TOP BACK PLATE LEFT SIDE (B)



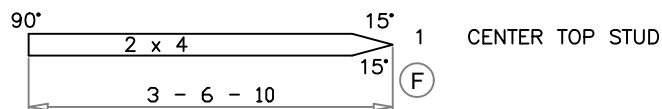
1 TOP BACK PLATE RIGHT SIDE (C)



2 BACK TOP STUDS RIGHT AND LEFT (D)

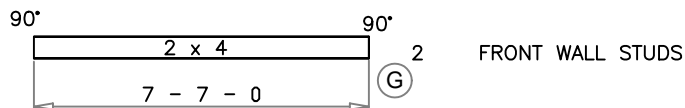


2 BACH TOP STUDS RIGHT AND LEFT (E)

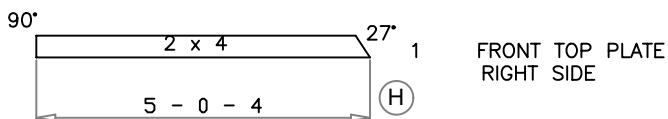


1 CENTER TOP STUD (F)

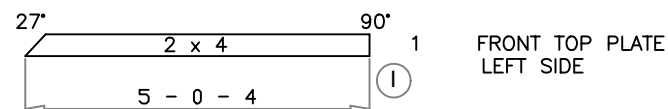
TOTAL 2"x 4"



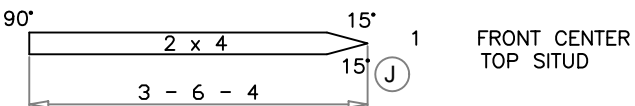
2 FRONT WALL STUDS (G)



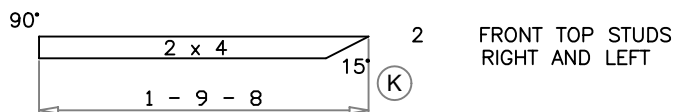
1 FRONT TOP PLATE RIGHT SIDE (H)



1 FRONT TOP PLATE LEFT SIDE (I)



1 FRONT CENTER TOP SITUD (J)

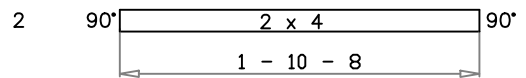
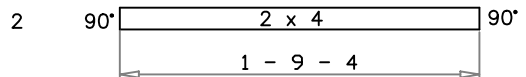


2 FRONT TOP STUDS RIGHT AND LEFT (K)

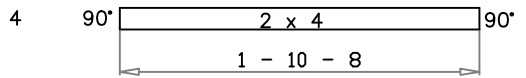
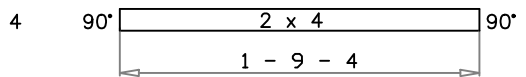
FLOOR

TOTAL
 3 5/8" TREATED PLYWOOD 4"x 8"
 2 2"x 4" x 7'-11" TREATED

FLOOR SUPPORTS 2"x 4" TREATED

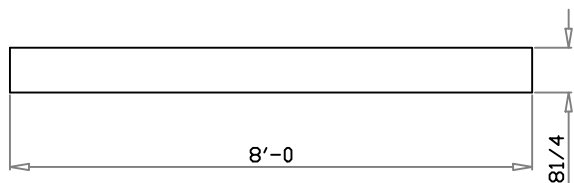


SUFFIT OR BUG BOARD 2"x 4"



ROOF PLYWOOD O.S.B.

TOTAL HIGH ROOF
 2 3'-9 1/2" x 8'-0"
 LOW ROOF
 2 4'-0" x 8'-0"
 2 2'-0" x 8'-0"



OVERHANG
 2 8 1/4" x 8'-0"

REVISIONS

ZONE	REV	DESCRIPTION	DATE: 2005-06	APPROVED
		SIZE FSCM NO. DWG NO. 001		REV
		SCALE NTS DWG BY P.A.C. SHEET 1		